

city
cruises 
⚓ by Hornblower™

Lesson 1 - English

Learning Objective: To understand the importance of rivers for people and to make an information leaflet about different ways that people use rivers.

What features should be in an information text?



ONBOARD PRODUCTS

A little something to keep you going.

Whether it's a quick snack or lunch on the water, we offer meal deals and seasonal offers – saving you money on popular snack combinations*. Just ask on board.

- Soft drink or hot drink
- Sandwich
- Crisps

LUNCH DEAL
£6.80



LUNCH DEAL
£9.50

- Beer
- Sandwich
- Crisps

COFFEE DEAL
£4.80



NOODLE DEAL
£5

- Noodles
- Soft Drink

SNACK DEAL
£3



- Soft Drink
- Snack

BEER/WINE DEAL
from £6



- Beer/Wine
- Snack

SPIRIT & MIXER DEAL
£6.80



- Spirit & Mixer
- Snack

ICE CREAMS
from £2.20

- Available all year

* Products subject to availability and may be changed at any time.

TIMETABLE

Sightseeing schedule 31st May - 12th Sept 2021

Westminster Pier departures to:

London Eye / Tower Pier	Greenwich Pier
10:05	10:05
10:30	10:30
11:05	11:05
11:30	11:30
12:00	12:00
13:05	13:05
13:30	13:30
14:35	14:35
15:00	15:00
15:15	15:05*
15:40	
16:15	
16:20	
17:35*	
18:20	
18:35	
19:15	

London Eye Pier departures to:

Tower Pier	Greenwich Pier
10:15	10:15
11:00	11:00
11:45	11:45
12:30	12:30
13:15	13:15
14:00	14:00
14:45	14:45
15:30	15:30*
16:15	16:05**
17:00	
17:45*	
18:30	
18:45	
19:30	

Tower Pier departures to:

Westminster & London Eye Pier	Greenwich Pier
10:05	10:10
10:30	10:35
11:05	11:40
11:30	12:15
12:00	13:00
13:05	13:45
13:30	14:30
14:35	15:15
15:00	16:00
15:15	16:45**
15:40	
16:15	
16:20	

Greenwich Pier departures to:

Tower & Westminster Pier
11:00
11:45
12:30
13:15
14:00
14:45*
15:30
16:15
17:00
17:45**

* Last return
** No stop at London Eye

A Leaflet Title

- Tells the reader what the text is about.

**All of the sights, a special meal,
great company – this is the only way
to dine out in London**

Opening Paragraph

- This contains the most important information in the whole leaflet.

We live for being on the river, setting sail every 40 minutes, every day of the year. Explore London's sights like you've never seen them before, from four fantastic Thames spots: Westminster Pier, London Eye Pier, Tower Pier and Greenwich Pier.

Heading and Subheadings

- Headings give sections of information their own title to break up the paragraph.
- Subheadings allows sections to be broken up into smaller pieces of information.

WHERE TO BUY TICKETS FOR LONDON CRUISES

At a pier	At any one of our piers, friendly customer service agents will accept cash and card payments.
At a hotel or shop	From your hotel concierge or one of the ticket shops in central London.
Online	www.citycruises.com
Email	info@citycruises.com
Telephone	+44 (0)20 77 400 400

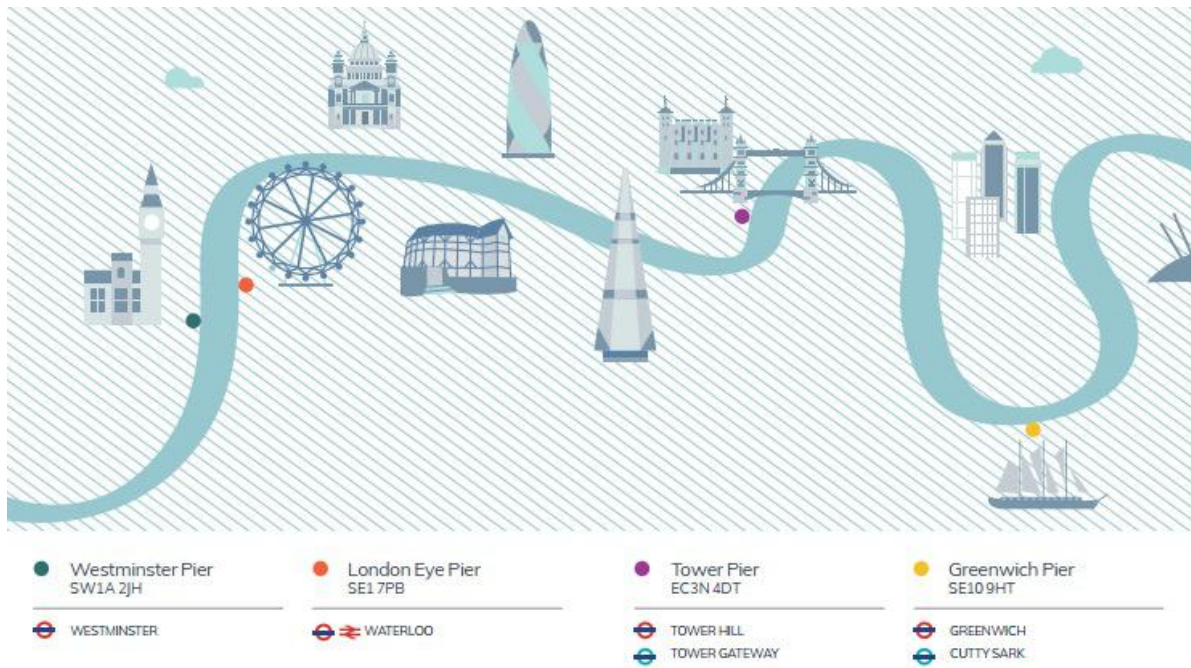
TICKET OPTIONS

- Single tickets from £11.00
- Return tickets from £16.40
- Hop-on Hop-off Passes from £20.25
- Family Hop-on Hop-off Passes from £40.50
- Children under five go FREE

IMPORTANT. Actual times may vary depending upon the state of the tide and other river traffic. Always check with City Cruises staff and website for any changes to advertised services.

Draw or present diagrams or pictures

A diagram is a picture, map or illustration that is a labelled to show the reader something important that was mentioned in the leaflet. It should have a title and a caption to state what the image shows. You may also see photographs used in this way.



Bullet Points

- Some of the information should be presented as bullet points so that people can quickly understand the important pieces of information.
- Bullet points are short pieces of information rather than full sentences.

Your ticket includes:

- A three-hour river cruise
- A delicious four course meal
- Welcome drink on arrival
(included in all ticket types)
- Live performer
- Dancing till late

Text Boxes

- Information should be presented in boxes as part of the design of the leaflet. This will allow the reader to pick out relevant information that they need.

Lunch Cruise

What better way to make lunch really memorable, than dining out on the river sights too? Enjoy a delicious two-course lunch while we cruise along the Thames through the heart of London. It's your time to enjoy the view and the company.


Pictures and Captions

- Add captions and small pieces of information underneath the pictures you place in the leaflet.

DEPARTS GREENWICH	No service	No service	10.30	11.10	11.50	12.30	13.10	13.50	14.30	15.10	15.50	16.30	17.10	17.50	18.30
TOWER PIER	10.00	10.40	11.15	11.55	12.35	13.15	13.55	14.35	15.15	15.55	16.35	17.15	17.55	18.35	19.15
WESTMINSTER	10.40	11.20	12.00	12.40	13.20	14.00	14.40	15.20	16.00	16.40	17.20	18.00	18.40	19.20	Arrives 19.45
ARRIVES LONDON EYE	10.50	11.30	12.10	12.50	13.30	14.10	14.50	15.30	16.10	16.50	17.30	18.10	18.50	19.30	No service

 All year long, except Christmas Day

 Extra services for spring and autumn: 7th of April – 1st July and 17th Sept – 28th Oct

 Extra services for summer: 2nd July – 16th Sept

Lesson 2 - Geography

Learning Objective: To understand the importance of the River Thames to London and to make an information leaflet about different economic, social and leisure uses of the River Thames and the people who use it.

Google Earth

Show Google Earth to remind students of all the leisure activities that can be done on the River Thames.

Make a list of all the Economic, Social and Leisure Activities
you saw on the River Thames

Can you think of any more?

- Boating
- Fishing
- Bird Watching
- Sight Seeing
- Riverside Restaurants
- Riverside Art Galleries – The Tate Modern
- Walking
- Theatre – The Globe, The National Theatre
- Concerts – Queen Elizabeth Hall
- Historical buildings – The Tower of London, Greenwich Naval College
- City offices and the financial district
- Housing
- Tourist attractions
- Government buildings
- River boat activities


Make your leaflet

Lesson 3 - History

Learning Objective: To recognise the importance of the River Thames in the creation and development of London.

The River Thames has an ancient history

Using the worksheet, create a timeline and research the events



Choose an event

- Using the internet and books from the library, choose one event in the timeline to research in depth.
- Make a class book for the history of the River Thames.